

Adjustment 2 – Adjustment 3

2008-2011 TRANSPORTATION
IMPROVEMENT PROGRAM

Adjustment 2
TIP PROJECT #41, Surface Transportation
Project Cost Overrun

Adjustment 3
TIP PROJECT #43, National Highway
System Project Cost Overrun

May 2008

**Prepared by the
Clarksville MPO**

The preparation of this document was financed cooperatively by the Federal Highway Administration, the Federal Transit Administration, the Commonwealth of Kentucky Transportation Cabinet, the Tennessee Department of Transportation, and the units of local and county government in the Clarksville MPO area. The opinions, findings, and conclusions expressed in this document are those of the Clarksville MPO and are not necessarily those of the U.S. Department of Transportation. This report does not constitute a standard, specification, or regulation



**CLARKSVILLE URBANIZED AREA
METROPOLITAN PLANNING ORGANIZATION**

Stan Williams
MPO Director
stanwilliams@cityofclarksville.com

329 MAIN STREET
CLARKSVILLE, TN 37040
PHONE: (931)645-7448

Jill Hall
Transportation Planner
jhall@cityofclarksville.com

May 12, 2008

Mr. Don Ellis, Manager 2
TDOT
J. K. Polk Bldg., Suite 600
Nashville, TN 37243

RE: Clarksville Urbanized Area MPO TIP Adjustment #2 for the Surface Transportation project Cost Overrun, TIP project #41. TIP Adjustment #3 for the National Highway System Project Cost Overrun, TIP project #43.

Dear Mr. Ellis:

The Clarksville MPO is making an adjustment to TIP project #41 in the FY2008-2011 TIP. The adjustment is to increase the total amount of funds for FY2008 from \$100,000.00 to \$9,520,000.00. Also there is an adjustment made to TIP project #43 in the FY2008-2011 TIP. The adjustment is to increase the total amount of funds for FY2008 from \$100,000.00 to \$1,240,000.00. The MPO has determined that the adjustments to these projects will result in the TIP remaining fiscally constrained.

These adjustments do not change the most recent conformity determination made on July 28, 2005. Therefore, a new air quality conformity determination is not required under the Transportation Conformity Rule (62 FR 43779, 8/15/1197).

It is therefore the request of the Clarksville Urbanized Area MPO that the TIP adjustments be recorded into the FY2008-2011 TIP and forwarded to the appropriate federal agencies.

Should you have any questions, please contact me at your convenience at (931) 645-7448 or by email.

Sincerely,

J. Stan Williams
Transportation Planning Director

Attachment



**CLARKSVILLE URBANIZED AREA
METROPOLITAN PLANNING ORGANIZATION**

Stan Williams
MPO Director
stanwilliams@cityofclarksville.com

329 MAIN STREET
CLARKSVILLE, TN 37040
PHONE: (931)645-7448

Jill Hall
Transportation Planner
jhall@cityofclarksville.com

To: Don Ellis, Manager 2, TDOT

From: Stan Williams, Transportation Director

Subject: Completeness Determination – Clarksville Urbanized Area MPO FY2008-2011 Transportation Improvement Program (TIP) Adjustments.

Date: May 12, 2008

The Clarksville Urbanized Area MPO has determined that the requested TIP adjustments are complete. After the MPO Staff review, the following determinations were made:

1. The adjustments are consistent with the MPO Executive Board adopted Long-Range Transportation Plan (LRTP).
2. Funding sources and revised tables are attached with each project.

Copy of the TIP Pages for the Adjustments and demonstration of Existing Fiscal Constraint:

The individual TIP pages have been included showing the new adjusted TIP pages and the original TIP pages. The tables have been revised and included to show that the TIP remains fiscally constrained.

Old

CUAMPO

TIP # TDOT PIN # Priority Lead Agency

County Length mi L RTP # Conformity Status

Route/Project Name Total Project Cost

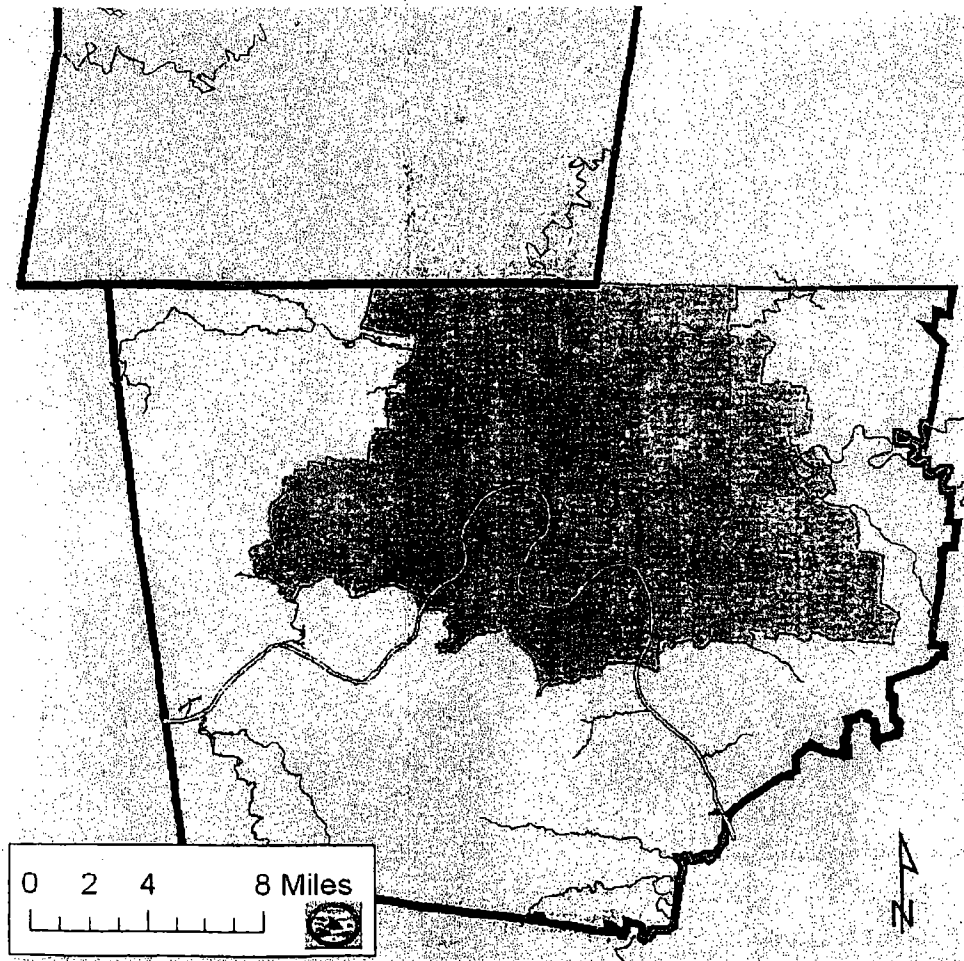
Termini or Intersection

Project Description

Fiscal Year	Type of Work	Funding Type	Total Funds	Fed Funds	State Funds	Local Funds
2008	PE, ROW, CONST	STP	100,000	80,000	20,000	0
2009	PE, ROW, CONST	STP	100,000	80,000	20,000	0
2010	PE, ROW, CONST	STP	100,000	80,000	20,000	0
2011	PE, ROW, CONST	STP	100,000	80,000	20,000	0

Remarks

Amendment Number Adjustment Number



New

CUAMPO

TIP # TDOT PIN # Priority Lead Agency

County: Length mi LRTP# Conformity Status

Route/Project Name Total Project Cost

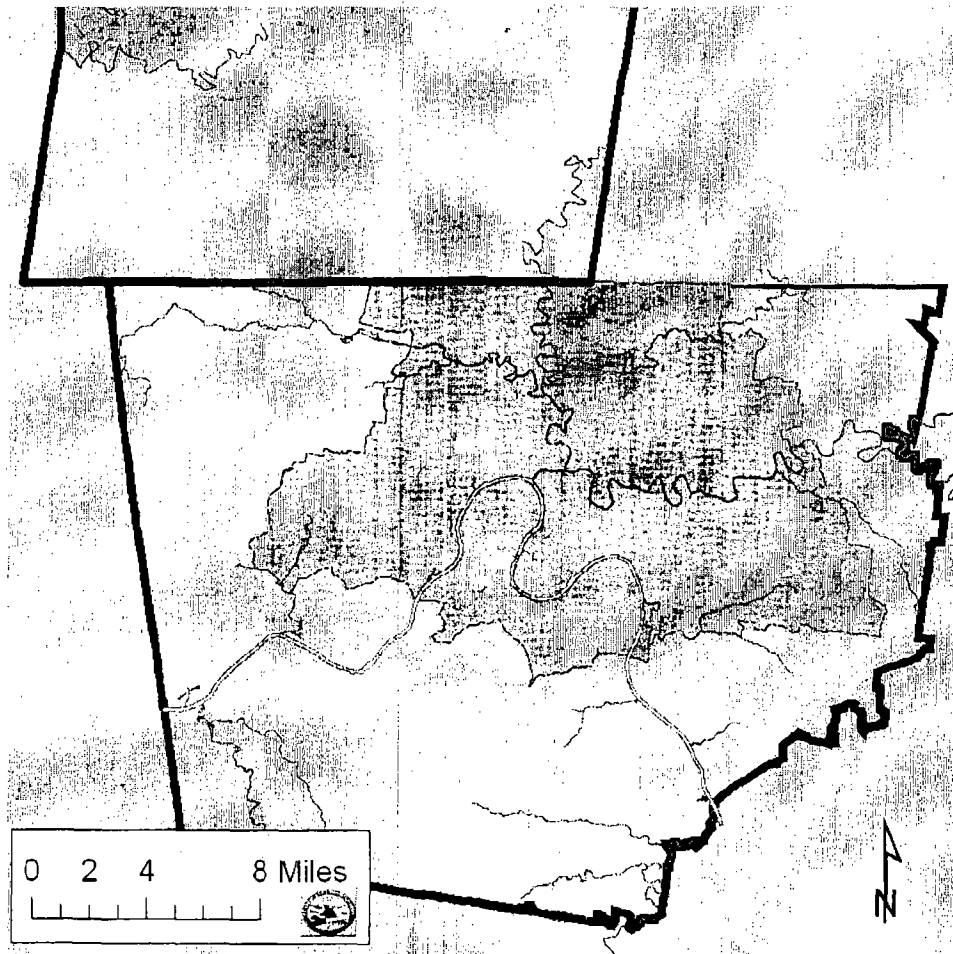
Termini or Intersection

Project Description

Fiscal Year	Type of Work	Funding Type	Total Funds	Fed Funds	State Funds	Local Funds
2008	PE, ROW, CONST	STP	9,520,000	7,616,000	1,904,000	0
2009	PE, ROW, CONST	STP	100,000	80,000	20,000	0
2010	PE, ROW, CONST	STP	100,000	80,000	20,000	0
2011	PE, ROW, CONST	STP	100,000	80,000	20,000	0

Remarks Amendment Number Adjustment Number

Adjustment #2 at the request of TDOT - 5/12/08



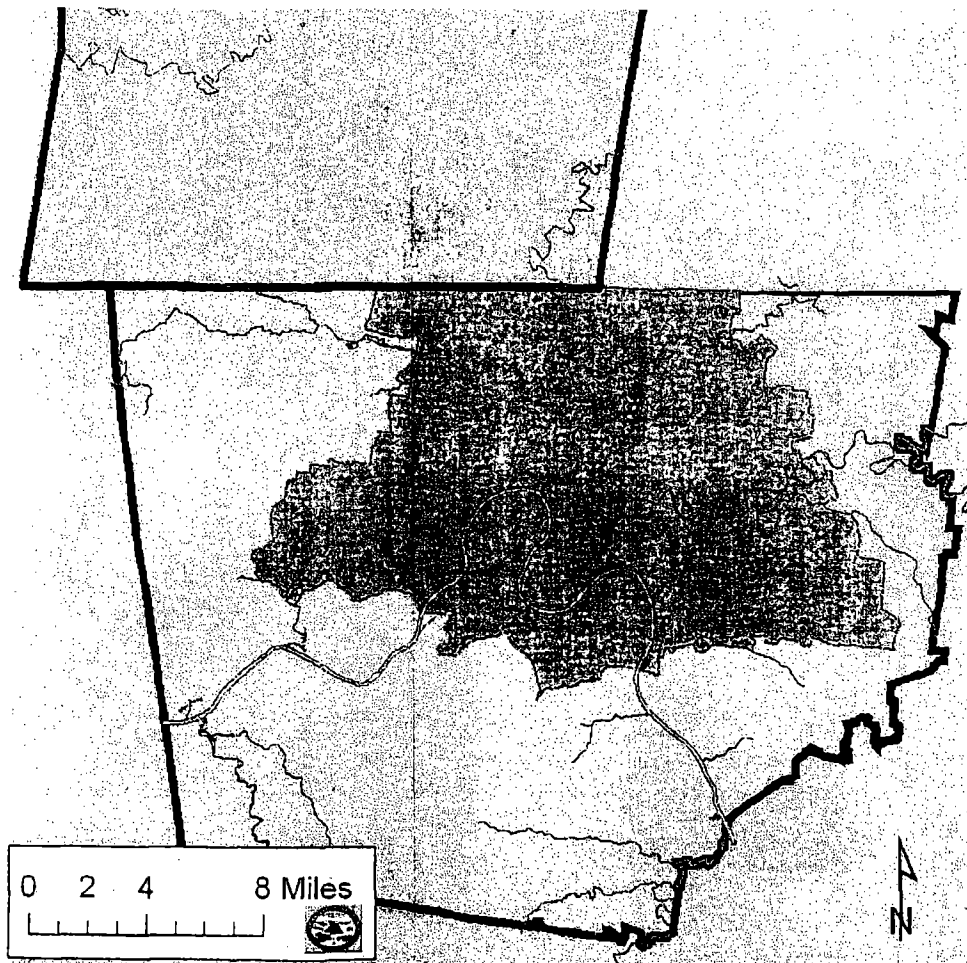
CUAMPO

Old

TIP #	<input type="text" value="43"/>	TDOT PIN #	<input type="text"/>	Priority	<input type="text" value="B"/>	Lead Agency	<input type="text" value="TDOT"/>
County	<input type="text" value="Montgomery"/>	Length	<input type="text" value="0.0"/> mi	L RTP #	<input type="text"/>	Conformity Status	<input type="text"/>
Route/Project Name	<input type="text" value="National Highway System Project Cost Overrun"/>					Total Project Cost	<input type="text" value="\$400,000"/>
Termini or Intersection	<input type="text" value="Clarksville MPO"/>						
Project Description	<input type="text" value="Funds to cover cost overruns on project phases which were included in previous STIPs"/>						

Fiscal Year	Type of Work	Funding Type	Total Funds	Fed Funds	State Funds	Local Funds
2008	PE, ROW, CONST	NHS	100,000	80,000	20,000	0
2009	PE, ROW, CONST	NHS	100,000	80,000	20,000	0
2010	PE, ROW, CONST	NHS	100,000	80,000	20,000	0
2011	PE, ROW, CONST	NHS	100,000	80,000	20,000	0

Remarks	Amendment Number	<input type="text" value="0"/>	Adjustment Number	<input type="text" value="0"/>



New

CUAMPO

TIP # TDOT PIN # Priority Lead Agency

County Length mi L RTP # Conformity Status

Route/Project Name Total Project Cost

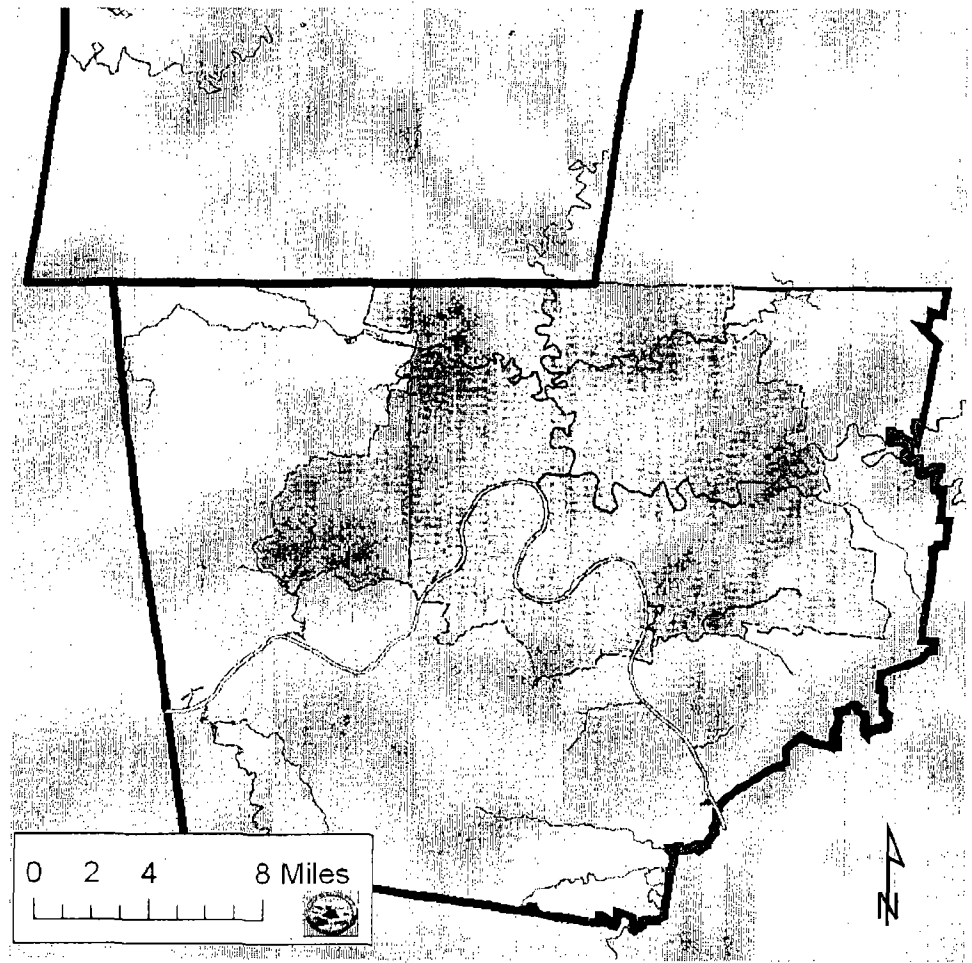
Termini or Intersection

Project Description

Fiscal Year	Type of Work	Funding Type	Total Funds	Fed Funds	State Funds	Local Funds
2008	PE, ROW, CONST	NHS	1,240,000	992,000	248,000	0
2009	PE, ROW, CONST	NHS	100,000	80,000	20,000	0
2010	PE, ROW, CONST	NHS	100,000	80,000	20,000	0
2011	PE, ROW, CONST	NHS	100,000	80,000	20,000	0

Remarks Amendment Number Adjustment Number

Adjustment #3 at the request of TDOT - 5/12/08



Old

Table 3

Tennessee Funding Table 3
(By Year of Expenditure)

Summary of State Programmed and Federal Earmarked Funds
(As of 3-12-08)
Tennessee

Funding Source	FY2008	FY2009	FY2010	FY2011
	Available	Available	Available	Available
Enhancement Grants	\$2,368,388	\$0	\$0	\$0
IM (Interstate Maintenance)	\$54,000	\$18,000	\$18,000	\$18,000
BRR-L	\$88,000	\$88,000	\$88,000	\$88,000
CMAQ (Congestion Mitigation & Air Quality Impr)	\$1,828,240	\$845,515	\$1,085,135	\$1,404,755
L-STP	\$6,963,486	\$7,202,683	\$5,625,880	\$6,905,077
SRTS	\$72,025	\$0	\$0	\$0
Local Match	\$1,625,207	\$211,000	\$35,000	\$35,000
NHS (National Highway Systems)	\$160,000	\$160,000	\$160,000	\$160,000
STP (State Surface Transportation Program)	\$9,938,378	\$6,776,000	\$248,000	\$248,000
BRR-S	\$6,480,000	\$88,000	\$16,000	\$16,000
HSIP	\$900,000	\$900,000	\$900,000	\$900,000
HPP	\$5,284,123	\$4,160,000	\$0	\$0
State Match	\$6,750,479	\$3,438,000	\$1,108,000	\$1,108,000
Total	\$42,512,326	\$23,887,198	\$9,284,015	\$10,882,832
Amount Programmed to be Spent				
Enhancement Grants	\$2,368,388	\$0	\$0	\$0
IM (Interstate Maintenance)	\$54,000	\$18,000	\$18,000	\$18,000
BRR-L	\$88,000	\$88,000	\$88,000	\$88,000
CMAQ (Congestion Mitigation & Air Quality Impr)	\$1,362,345	\$140,000	\$60,000	\$60,000
L-STP	\$1,040,000	\$2,856,000	\$0	\$0
SRTS	\$72,025	\$0	\$0	\$0
Local Match	\$1,625,207	\$211,000	\$35,000	\$35,000
NHS (National Highway Systems)	\$160,000	\$160,000	\$160,000	\$160,000
STP (State Surface Transportation Program)	\$9,938,378	\$6,776,000	\$248,000	\$248,000
BRR-S	\$6,480,000	\$88,000	\$16,000	\$16,000
HSIP	\$900,000	\$900,000	\$900,000	\$900,000
HPP	\$5,284,123	\$4,160,000	\$0	\$0
State Match	\$6,750,479	\$3,438,000	\$1,108,000	\$1,108,000
Total	\$36,122,945	\$18,835,000	\$2,633,000	\$2,633,000
Amount Remaining				
Enhancement Grants	\$0	\$0	\$0	\$0
IM (Interstate Maintenance)	\$0	\$0	\$0	\$0
BRR-L	\$0	\$0	\$0	\$0
CMAQ (Congestion Mitigation & Air Quality Impr)	\$465,895	\$705,515	\$1,025,135	\$1,344,755
L-STP	\$5,923,486	\$4,346,683	\$5,625,880	\$6,905,077
SRTS	\$0	\$0	\$0	\$0
Local Match	\$0	\$0	\$0	\$0
NHS (National Highway Systems)	\$0	\$0	\$0	\$0
STP (State Surface Transportation Program)	\$0	\$0	\$0	\$0
BRR-S	\$0	\$0	\$0	\$0
HSIP	\$0	\$0	\$0	\$0
HPP	\$0	\$0	\$0	\$0
State Match	\$0	\$0	\$0	\$0
Total	\$6,389,381	\$5,052,198	\$6,651,015	\$8,249,832

New

**Tennessee Funding Table 3
(By Year of Expenditure)**

**Table 3
Summary of State Programmed and Federal Earmarked Funds
Tennessee
(As of 5-12-08)**

Funding Source	FY2008 Available	FY2009 Available	FY2010 Available	FY2011 Available
Enhancement Grants	\$2,368,388	\$0	\$0	\$0
IM (Interstate Maintenance)	\$54,000	\$18,000	\$18,000	\$18,000
BRR-L	\$88,000	\$88,000	\$88,000	\$88,000
CMAQ (Congestion Mitigation & Air Quality Impr)	\$1,828,240	\$845,515	\$1,085,135	\$1,404,755
L-STP	\$6,963,486	\$7,202,683	\$5,625,880	\$6,905,077
SRTS (Safe Routes to School)	\$72,025	\$0	\$0	\$0
Local Match	\$1,625,207	\$211,000	\$35,000	\$35,000
NHS (National Highway Systems)	\$1,072,000	\$160,000	\$160,000	\$160,000
STP (State Surface Transportation Program)	\$17,474,378	\$6,776,000	\$248,000	\$248,000
BRR-S	\$6,480,000	\$88,000	\$16,000	\$16,000
HSIP	\$900,000	\$900,000	\$900,000	\$900,000
HPP	\$5,284,123	\$4,160,000	\$0	\$0
State Match	\$6,750,479	\$3,438,000	\$1,108,000	\$1,108,000
Total	\$50,960,326	\$23,887,198	\$9,284,015	\$10,882,832
Amount Programmed to be Spent				
Enhancement Grants	\$2,368,388	\$0	\$0	\$0
IM (Interstate Maintenance)	\$54,000	\$18,000	\$18,000	\$18,000
BRR-L	\$88,000	\$88,000	\$88,000	\$88,000
CMAQ (Congestion Mitigation & Air Quality Impr)	\$1,362,345	\$140,000	\$60,000	\$60,000
L-STP	\$1,040,000	\$2,856,000	\$0	\$0
SRTS (Safe Routes to School)	\$72,025	\$0	\$0	\$0
Local Match	\$1,625,207	\$211,000	\$35,000	\$35,000
NHS (National Highway Systems)	\$1,072,000	\$160,000	\$160,000	\$160,000
STP (State Surface Transportation Program)	\$17,474,378	\$6,776,000	\$248,000	\$248,000
BRR-S	\$6,480,000	\$88,000	\$16,000	\$16,000
HSIP	\$900,000	\$900,000	\$900,000	\$900,000
HPP	\$5,284,123	\$4,160,000	\$0	\$0
State Match	\$6,750,479	\$3,438,000	\$1,108,000	\$1,108,000
Total	\$50,960,326	\$23,887,198	\$9,284,015	\$10,882,832
Amount Remaining				
Enhancement Grants	\$0	\$0	\$0	\$0
IM (Interstate Maintenance)	\$0	\$0	\$0	\$0
BRR-L	\$0	\$0	\$0	\$0
CMAQ (Congestion Mitigation & Air Quality Impr)	\$465,895	\$705,515	\$1,025,135	\$1,344,755
L-STP	\$5,923,486	\$4,346,683	\$5,625,880	\$6,905,077
SRTS (Safe Routes to School)	\$0	\$0	\$0	\$0
Local Match	\$0	\$0	\$0	\$0
NHS (National Highway Systems)	\$0	\$0	\$0	\$0
STP (State Surface Transportation Program)	\$0	\$0	\$0	\$0
BRR-S	\$0	\$0	\$0	\$0
HSIP	\$0	\$0	\$0	\$0
HPP	\$0	\$0	\$0	\$0
State Match	\$0	\$0	\$0	\$0
Total	\$6,389,381	\$5,052,198	\$6,651,015	\$8,249,832